
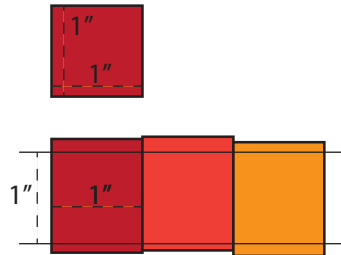


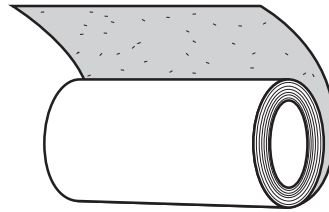
MOUNTING



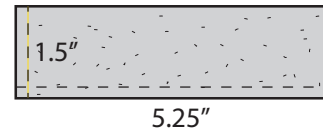
size 1x1.25



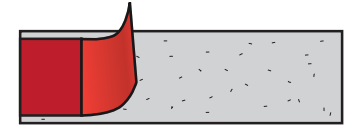
...becomes 1x1 after trimming the edges



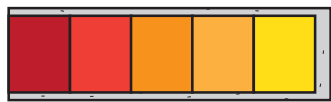
dry mount (sticky) film



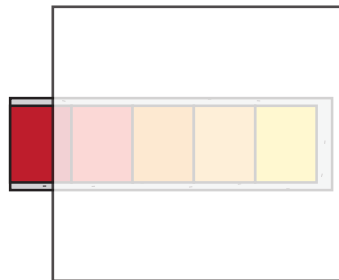
cut the sticky film slightly larger than you need



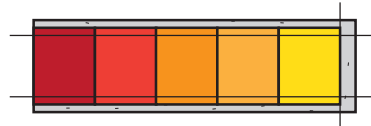
begin placing color aid at one end of the film



color aid on sticky film



press down firmly (use a sheet of paper)



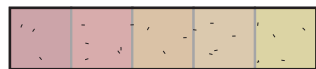
trim to size



an even 1-inch line



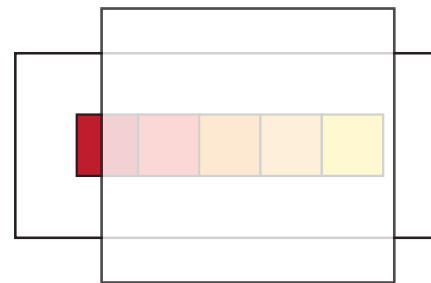
flip over and peel off the backing



sticky film adhered to color aid



place it on your mounting support



press down firmly (use a sheet of paper)



ta da!